

## Connect your Accu-Chek® Guide meter to the mySugr® app and turn numbers into better outcomes<sup>1</sup>

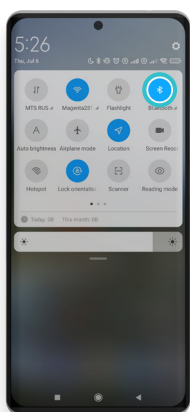
The mySugr app automatically and wirelessly captures your readings so you get the full picture of what's affecting your blood glucose.  
**No more paper logs.**

*Download the app here*

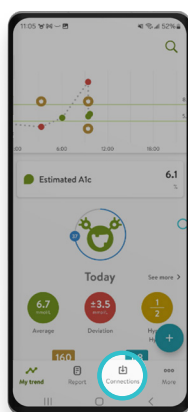
It's easy. Scan the code with your phone to download, then use your email to create an account.



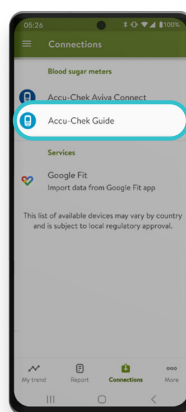
## How to connect your Accu-Chek Guide meter to the mySugr app



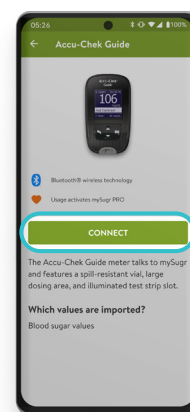
**1.** Make sure Bluetooth is turned on.



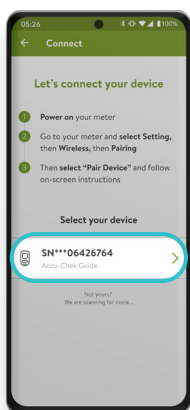
**2.** In the mySugr app, tap on "Connections" at the bottom of the screen.



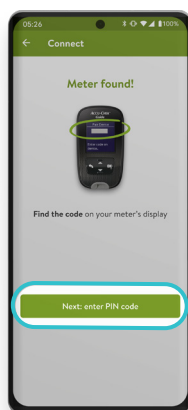
**3.** Choose your device from the list.



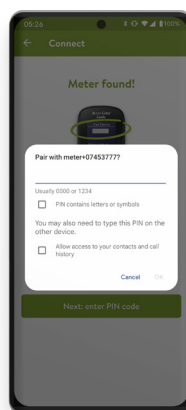
**4.** Tap the "Connect" button to start the pairing.



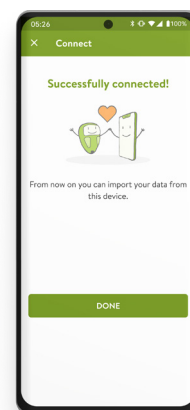
**5.** Follow the on-screen instructions.



**6.** Find the PIN code displayed on your meter's screen.



**7.** When prompted, enter the PIN code to connect your device.



**8.** Success! Your device is now connected to the mySugr app.